



American Youth Soccer Organization

Tustin AYSO Coach/Team Parent Meeting

Fall 2021 Season





Agenda

- Regional Staff Introductions
- AYSO Philosophies and Volunteerism
- Tustin Soccer Player Investments & Player Pathway
- Calendar/Season Schedule
- Practice/Game Locations
- Coach Duties & Responsibilities
- Team Manager Duties & Responsibilities
- Safety
- Region Guidelines
- Equipment & Uniforms
- PDI



Introductions

Regional Commissioner

George Annen

Assistant Regional Commissioner

Justine Foote

Vice Regional Commissioner

Quan Pham

Regional Coach Administrator

Garrett Harvey

CVPA

Lisa Manssourian

Regional Safety Director

David Walthall

Regional Team Parent

Tracy Baas

Schedules/Fields

TBD





Division Coordinators

Division	Coordinator Name	Contact Email
Lower Division Coordinator	Jon Swope	bu5@tustinayso.org
Upper Division Coordinator	Scott Miyashiro	bu14@tustinayso.org
B16U	Jorge De Leon	bu16@tustinayso.org
B14U	David Walthall	bu14@tustinayso.org
B12U	Dzung Duong	bu12@tustinayso.org
B10U	David Walthall	bu10@tustinayso.org
B8U	Huby Schroeder	bu8@tustinayso.org
B7U	Tom Imperiale	bu7@tustinayso.org
B6U	Quantas Corman	bu6@tustinayso.org
B5U	Jon Swope	bu5@tustinayso.org

Division	Coordinator Name	Contact Email
Lower Division Coordinator	Jon Swope	bu5@tustinayso.org
Upper Division Coordinator	Scott Miyashiro	bu14@tustinayso.org
G16U	Jorge De Leon	gu16@tustinayso.org
G14U	David Walthall	gu14@tustinayso.org
G12U	Angie Hedberg	gu12@tustinayso.org
G10U	Scott Miyashiro (Temp)	gu10@tustinayso.org
G8U	Seni Baeza	gu8@tustinayso.org
G7U	Tom Imperiale	gu7@tustinayso.org
G6U	Quantas Corman	gu6@tustinayso.org
G5U	Jon Swope	gu5@tustinayso.org





Contact Chain

Gender/Division-Coach Last Name * Topic (Ex: BU6 Annen * Roster)

Division Coordinator	<ul style="list-style-type: none">• Player Issue• Schedule
RCA/CVPA	<ul style="list-style-type: none">• Certification• DC Issue
RC/VRC	<ul style="list-style-type: none">• Region Policy





PLAYSOCCER®

Vision

To provide world class youth soccer programs that enrich children's lives

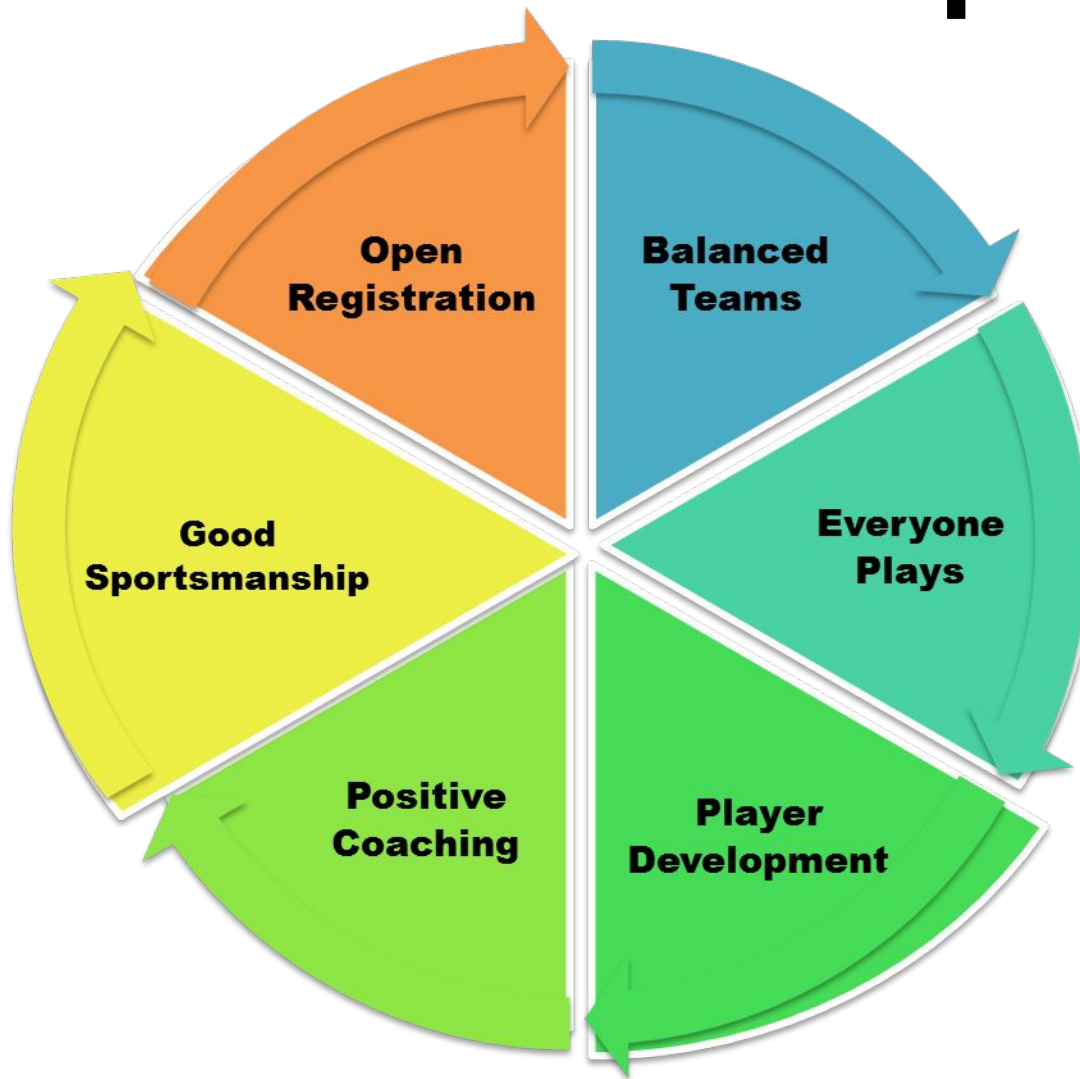
Mission

To develop and deliver quality youth soccer programs which promotes a fun, family environment based on AYSO's SIX Philosophies





AYSO 6 Philosophies





Volunteerism

- 100% Volunteer Organization
- Many roles to fill
- It takes thousands of hours of board and administrative work to produce 3 seasons of soccer in Tustin
- You are an ambassador of Tustin AYSO Region 96. Please help us attract, recruit, develop and retain passionate volunteers to build our region
- We currently need:
 - Board Members, Division Coordinators, event volunteers
 - More coaches & Team Parents
 - Referees





Tustin Soccer Player Investments & Player Pathway

- Coach Training: Fall Season Coaching Clinics
 - Session One: Wednesday, 6:30PM @ Veterans Sports Park Field 4
 - Field Session for First Time Coaches: Practice Drills, Practice Plans, etc
- Team Training: Professional Trainers
 - 6U through 12U teams can sign up for at least 3 sessions this season
 - 14U & 16U Teams will get a weekly session with a professional trainer
 - Link to WeJoinIn site published by Wednesday to all Coaches
 - Team sessions begin week of Aug 30

Take advantage of these training sessions. It will give you ideas for your own practice plans and it is great for the kids to have a different perspective to break things up.





AYSO Player Pathway

Age Division	Program Name	Level of Competition	Delivered By
5U – 8U	AYSO Core Program	Clinic Play	Tustin AYSO
10U – 19U	AYSO Core Program	Competitive Play	Tustin AYSO
10U – 14U	AYSO All Stars Program	Advanced Competitive Play	Tustin AYSO
9U – 14U	AYSO EXTRA	Advanced Competitive Play	Tustin AYSO
9U – 19U	AYSO United	Premier Competitive Play	AYSO United
13U – 19U	USS DA, ECNL, NPL	National Academy	Club





Calendar

Contact Families	Immediately
First Day of School (TUSD)	August 12
Back To School Nights (Field Closures)	TBD
Coach Certification Courses	August 14
Coach Certification Courses - Adv	August 21
Practices Begin	August 16
Team Trainer Sessions Begin (14U & 16U)	August 16
Referee Refresher Training	August 26
Team Trainer Sessions Begin 6U – 12U	August 30
Regional Referee Training	August 24 and Sept. 14
EXTRA Scrimmage Day	August 21
Core Season Begins	August 28
Labor Day Weekend (No Games)	September 4
Extra Season Begins	September 11
Picture Day	September 19 (VSP)
Silent Saturday	October 2
Distribution Day	October 30
Mayor's Cup	November 8
Season Ends	November 14





Veterans Sports Park (VSP) Practice Space





Fields

	Practice	Games
U5	No Practice	Tustin Sports Park (TSP)
U6	TRE Mon-Thurs 4:00-7:00	Tustin Ranch Elementary (TRE)
U7	TRE Mon-Thurs 4:00-7:00	Tustin Ranch Elementary (TRE)
U8	UTT Mon-Thurs 4:00-8:00	Tustin Ranch Elementary (TRE)
U10	VSP Mon-Thurs 5:00-7:00 Fields 1 and 2	Veterans Sports Park (VSP)
U12	VSP Mon-Thurs 6:00-8:00 Fields 1 and 2	Veterans Sports Park (VSP)
U14	CT Track Mon-Thurs	Veterans Sports Park (VSP) Tustin High School Annex
U16	CT Track Mon-Thurs	Tustin High School Annex





Coach Duties

Volunteer

Submit Membership Year MY2021 Volunteer Application on ayso.bluesombrero.com/region96

Safe Haven

Take the Safe Haven, CDC Concussion Awareness & Sudden Cardiac Awareness courses on www.aysou.org

Get Certified

Take age-appropriate coach certification course 6U/8U/10U/12U & Int. this Saturday. Adv. Next Saturday

Communicate

Contact player families ASAP

Recruit Help

Get an Assistant Coach, Team Manager & Refs to help you

Coach

Pick practice days/times; sign up for FREE professional training sessions; carry player forms with you





Coach Training & Certification

- AYSO Training Portal (Use Sports Connect Login)
 - AYSOU.org
- Online
 - Safe Haven (Free)
 - CDC Concussion Training (Free)
 - Sudden Cardiac Awareness Training (Free)
- Coach Training - In-Person and Online – AYSOU.org
 - U6, U8, U10, U12 (U12 Online pre-course and in-person required) **This Saturday, 8/14**, Tustin Ranch Elementary
 - Intermediate – **Saturday, 8/14**, Taft Elementary, 1829 N. Cambridge St. Orange
 - Advanced – 8/21, Tustin AYSO Office
- You may take live courses in any region (submit for reimbursement if applicable)





PRIZES!!!!

- To qualify for a raffle ticket, volunteers need to complete all sections below by the raffle date 8/20:
 - Register as a volunteer/ background check submitted by 8/12
 - Safe Haven before your first practice 8/16
 - CDC and Sudden Cardiac Awareness (2 different courses) 8/16
 - Division coach training 8/16
 - **In person Class offered 8/14 for every division @ Tustin Ranch Elementary**
 - Raffle will be held 8/20
 - **Once a training is complete, please send a screenshot to your Div. Coord.**
- 1 winner from each division for \$50 credit at the Score Region store
- 1 grand prize overall winner of \$150 at the Score Region store





Coach Expectations

- Volunteer Registration – Every Season
- CDC Concussion, Safe Haven Training & SCA
- Coach Certification Training – For Each Age Group You Coach
- Communicate with your team. Recruit an Assistant & Team Parent
- Communicate with your Division Coordinator
- Be prepared to run practices and games
- Dress Appropriately – Wear Tustin AYSO attire AT ALL TIMES. Tustin Coach shirt, Black, Grey, or Red shorts. Other Tustin AYSO attire as applicable.
- Represent Tustin AYSO
 - To your players and parents
 - To your opponents
 - To your community
- **Respect the Referees AT ALL TIMES**
- **For 8U, 10U, 12U, 14U – Submit Player Evaluations Immediately Following Season**





Player Ratings

- U8-U19 divisions – Coaches required to fill out player ratings each season.
- Helps develop balanced teams during team formation for the next season.
- Records improvement and progression of players.
- 1-20 rating for players based on skills, soccer IQ, coachability, etc.
- Most Core teams should have mostly 3-10 ratings, with a couple 12-14's.
- Please fill in positions the players excelled in
- Also important to identify All-star and Extra players.
- Turn in your ratings to your DC by the last game of the season.



Team Manager Certification Requirements

- Register in Sports Connect for Team Manager
- AYSOU.org
- Safe Haven Certification
- AYSO CDC concussion awareness training
- Sudden Cardiac Awareness (SCA)



Safety & Supervision Protocols

- At least (2) Registered adults present at all times
- (1) Registered adult for every 8 or fewer children
- At least (1) Registered adult of the same gender as players
- No adult should ever be alone with a child other than their own



Recruitment

- Referees
 - 10 U and above
 - **NO referee for game, NO playing! Not even a scrimmage.**
- Team Game Day Duties Matchtrak; Sun = Field Set-up & Moon = Field Take Down
 - Both Teams Help!!!
 - Set Up and Take Down of Fields
 - Field Lining
 - Touch up if needed or 1st game of the day
- Trash Person
- Schedule for each game-No trash left behind
- Volunteers (e.g., Banners, EZ-Ups, etc.)



Coordinating Your Team

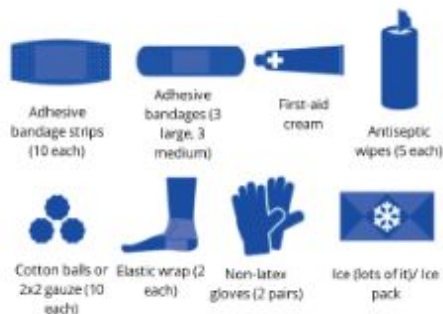
- Team Banners
 - Banners USA (714) 841-2929
 - ProBanners (877) 747-4467
- Communicating with your Team
 - Shutterfly, TeamSnap, Spond App, WhatsApp, GroupMe, ShozBot
 - Practice Schedule
 - Game Schedule
 - Important Dates
 - Snack Schedule



Team Parent Belongings

First-Aid Kit

While at practice or at a game, access to a basic first-aid kit should be made available. First-aid kits should have the following items:



Team Binders

Head Coach, Assistant Coach and Team Parents need to have medical release forms at all AYSO events. It is recommended to have wet signatures on all 3 copies.





Accessing Resources

- Your Tustin AYSO Account is back-ended by Sports Connect
- DO: Go to <http://www.TustinAYSO.org>
- DO NOT: Google, Bing, Siri, Cortana, Yahoo or otherwise Search
 - Blue Sombrero
 - AYSO
 - Or anything other than going to Tustin AYSO
 - Each AYSO Region has its own login to their region. But your Tustin AYSO account can log you into another region





SAFETY

Region 96 Safety Director:

David Walthall

safety@tustinayso.org

- CDC Concussion Awareness
- Injury/incident Report: submit within 24 hours of incident/accident
- What is a serious accident/injury?
- AYSO Supplemental Insurance
- Participant Release Form
- **Any Covid 19 exposure or infection**





COVID-19

Region 96 Safety Director:

David Walthall

safety@tustinayso.org

- **Any Covid 19 exposure or infection, report immediately to coach/ safety director**
- If the child doesn't feel well and has any symptoms of COVID-19, have them stay home and possibly get a covid test if symptoms continue.
- If a player on the team tests positive, the team should not practice that week and those that were in direct contact should get tested.
- If anyone on the team is in contact with anyone that tests positive or if they test positive themselves, they need to quarantine for 14 days before returning.
- No sharing water, use sanitizer at breaks, wash hands





Player Protection

- Player registration forms **MUST** be kept on-hand with coaches and team parent for liability and emergencies (practices, games, events)
- Shin guards **MUST** be worn during practices and at games
- Adult supervision ratio is **1:8** and two adults present (1 same gender as players not including coaches)
- Adult chaperone walk to restroom with 2+ players; do not send player by him or herself
- Parents pick-up your player **ON TIME**; contact coach if running late






Game Day & Practice Guidelines

- Game Schedules – Matchtrak
 - <http://s11q96-21-fall.matchtrak.com/>
- Youth Safety
- Playing Time Policy
- Teams & Spectator Positioning
- 5-Goal Differential Rule
- Sportsmanship & Respect
- Printed Line Up Cards
- Referees
- Field set up, and breakdown
- Game Time
- Dogs & Pets

ALERT!

You are entering an



By entering this
kids zone
you agree to the following:

- Kids are #1
- Fun - not winning - is everything
- Fans only cheer, and only coaches coach
- No yelling in anger
- Respect the volunteer referees
- No swearing
- No smoking
- Leave no trash behind
- Set a proper example for our children

If you can agree to the above, we welcome you.
IF NOT, WE ASK THAT YOU PLEASE LEAVE NO
AYSO - it's for the kids!



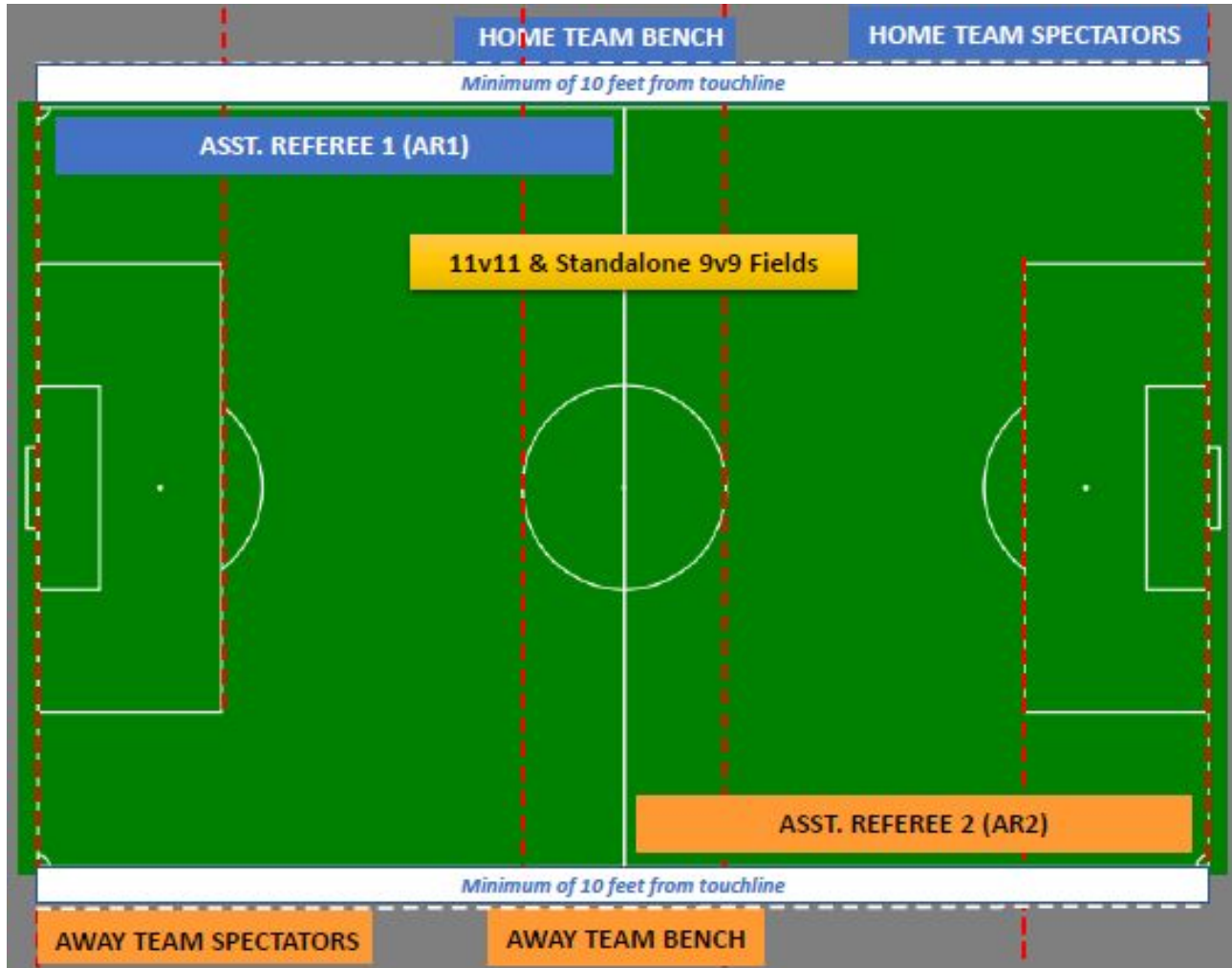


Team & Spectator Positioning

- Teams will be placed on opposite sides of field, on the half of the field that the AR is not on.
- Strongly recommended that team bench/technical and spectator areas are marked with/by painted areas.
- The home team will be on the AR1 side of the field.
- Parents and spectators will sit on the same side of field as their team, located on the other half of the field.
- See diagram for allowable areas for teams and spectators to be seated; minimum 10 feet back from the touchline
- Game transitions: next teams to play on that field should not enter technical areas until previous teams have left; same for parents and spectators



Team & Spectator Positioning





Sideline Etiquette

- Controlling Parents on the Sidelines
- Speak with your Coaches
- **No Dogs Allowed**
- Bring a Trash bag to Pick Up and Dispose of Trash
- No yelling at referees, especially youth referees

ZERO TOLERANCE

- Don't Vandalize Property



Playing Time Policy

Board Policy:

https://bsbproduction.s3.amazonaws.com/portals/14900/docs/governing%20docs/11q96_sp_ps_05.03.17_final.pdf

3.0 Minimum Playing Time Requirements (Article 7.B.4)

(a) It is the Region's policy that players in a Core/Recreational program shall play at least three quarters of every game, **when possible**, and no player shall play four quarters of any game before all other players have played three quarters. **If it is necessary because of roster size that one or more players can only play half of a game, those players should not be limited to half a game again until all other players on the team have also been limited to half a game.** Late arriving players shall be substituted as follows: (i) if a player arrives during the first quarter, then the player shall play a minimum of two (2) of the remaining three (3) quarters; if a player arrives during the second or third quarter, then the player shall play a minimum of one (1) of the remaining quarters. Mayor's Cup Tournament games are considered Core/Recreational program games and are subject to these minimum play requirements.

(b) For competitive Area, Section and tournament games (e.g., Area Playoffs, All-Stars, and EXTRA) it is the policy of the Region to encourage each coach to (i) play each player at least three quarters of every game, whenever AYSO Standard Policies and Protocols AYSO Standard Regional Policies & Protocols - Attachments 18 AYSO Standard Regional Policies & Protocols 04/2017 possible, and (ii) to allow different players to start the first quarter of each game. For competitive Area, Section and tournament teams, each player is strongly urged to attend every team practice and game. Any player who misses practices or games regularly may have his/her playing time limited to one-half (but not less than one-half) of a game. (Adopted 05/04/2016)





5 Goal Policy

- Tustin has a 5 goal differential policy for the Core Program
- Any coach whose team wins by a differential greater than 5 goals is subject to disciplinary action
- It is the responsibility of the coach to plan ahead to help avoid exceeding the 5 goal differential
- See DC for assistance
- The EXTRA program 5 goal differential has been eliminated. This change applies only to EXTRA. All Core 10U, 12U, 14U, 16U, and 19U teams are still required to adhere to this policy



Sportsmanship & Respect

- Developing Youth = Teaching Sportsmanship & Respect
- Respect
 - Player – Player
 - Player – Coach
 - Coach – Coach
 - Player – Referee
 - Coach – Referee
 - Spectators – Coach/Player/Referee
- All matches should end with players thanking and clapping for the opposing and their own spectators



Game Plan for 5U-8U

- The lower division do not require line up cards, but you still need a plan!
- Coaches should have a list of players for each quarter printed out for each coach
 - Sometime teams may have max players on a roster
 - Assures that every player has a chance to play a minimum of 3 quarters of the game
 - Coach must keep track and rotate player each game so each player sits 1 quarter
- Set some loose designated positions to start to teach the idea of positioning.
 - 1-2 players staying back to defend the goal, other 2-3 play up or midfielder position.
- Let players try different positions to find their strengths
- Pump them up and keep them having fun.
- Cheering other team on when they make a good play and score a goal.
- There should be smiles on all of the players faces!
- Don't talk about the score, you shouldn't be keeping score and keeping track of wins
 - Focus on player individual accomplishments
- Manage the score
 - It isn't easy to keep the good players from scoring goals as a coach, be creative.
 - Move good player to defense on and off so they don't keep scoring goals after a few
 - DC's have tips to help make it fun still.
- Mix up the player on each field, and do not make a "Good" team and "Weaker" team
 - It is good to have weaker players have a chance to learn from stronger players
 - Match up strong players on the same field in your coach pre-meeting.





Game Plan for 10U-19U

- Have you line up cards printed and ready for the game
- Coaches should have a list of players for each quarter printed out with subs and positions
 - Sometime teams may have max players on a roster
 - Assures that every player has a chance to play a minimum of 2 quarters of the game
 - Coaches must keep track and rotate player each game so each player sits 1-2 quarters
- Goalies need to be rotated, 1 player can not play more than 2 quarter in a game.
- Let players try different positions to find their strengths
- Pump them up and keep them having fun.
- 5 goal differential will be monitored, get creative and make the games fun for both teams.
- There should be smiles on all of the players faces!
- Manage the score
 - It isn't easy to keep the good players from scoring goals as a coach, be creative.
 - Move good player to defense on and off so they don't keep scoring goals after a few
 - DC's have tips to help make it fun still.
- Focus on the development of the players and help them get to the next level.





Line Up Cards

- Pre-Printed Line Up Cards Are Required for All Competitive Matches
- A competitive Match is any match with a Referee officiating the game



Steps to Print Line Up Card

Go to Team Central and click “Edit Roster”.

The screenshot displays the AYSO Team Central interface. At the top, a navigation bar includes links for HOME, PROGRAMS, REGISTRATION, VOLUNTEERS, EVENTS, CALENDAR, TOURNAMENTS, and TEAM CENTRAL (which is highlighted). Below this, a secondary bar contains ABOUT, FIELDS, NAP ONLINE, and AYSOU. The main content area is titled 'TEAM DIRECTORY' and features a header image of a soccer player with the text '18FLB1003-ReidD'. Below the image is a sub-navigation bar with HOME, ROSTER, CALENDAR, NEWS, EMAIL, and FILES. The 'ROSTER' tab is active, showing a grid of player profiles. Each profile includes a name and a 'Profile' link. On the right side, there is a 'Team Staff' section listing David as Head Coach and Fadia as Team Parent, both with 'Profile' links. At the top right of the roster grid, there is a button labeled 'Edit Roster' which is circled in red. Other buttons in this area include 'Roster View', 'Photo View', 'Print Roster', 'Print Team Line Up', and 'Coach's Clipboard'.





Enter players jersey number in both the Details No text box and the Order text box.

A screenshot of a web application interface titled "Team Roster". The interface shows a list of players with columns for Name, Details, Phone, Address, Email, Order, Date Of Birth, and Settings. Two player entries are visible. The first entry is for a player named Micah Allen. The "No." field in the "Details" column and the "Order" field are both circled in red and contain the number "1". The second entry is for a player named Adam Chehab. The "No." field in the "Details" column and the "Order" field are both circled in red and contain the number "2".

Click "Update" when completed.

A horizontal bar containing two buttons: a green "Update" button and a white "Cancel" button with a grey border.



Click "Print Team Line Up"

The screenshot shows the AYSO website interface. At the top, there is a navigation menu with the following items: HOME, PROGRAMS, REGISTRATION, VOLUNTEERS, EVENTS, CALENDAR, TOURNAMENTS, and TEAM CENTRAL (which is highlighted in blue). Below this is a secondary menu with ABOUT, FIELDS, NAP ONLINE, and AYSOU. The main content area is titled 'TEAM DIRECTORY' and features a banner for team '18FLB1003-ReidD' with a photo of a soccer player. Below the banner is a sub-menu with HOME, ROSTER, CALENDAR, NEWS, EMAIL, and FILES. The 'ROSTER' tab is active, showing a grid of player profiles. At the top of the roster grid, there are several options: 'Roster View', 'Photo View', 'Print Roster', 'Print Team Line Up' (circled in red), 'Coach's Clipboard', and 'Edit Roster'. The player profiles are arranged in two columns. The right column is titled 'Team Staff' and lists David (Head Coach) and Fadia (Team Parent). Each profile includes a name, role, and a 'Profile' link.

Player Name	Role	Profile Link
Micah	Player	Profile
Adam	Player	Profile
Jackson	Player	Profile
Arya	Player	Profile
Kaden	Player	Profile
Bode	Player	Profile
Bradley	Player	Profile
Eduardo	Player	Profile
Mason	Player	Profile
Caden	Player	Profile
David	Head Coach	Profile
Fadia	Team Parent	Profile





Select "Acrobat PDF File" and click "Export".

PRINT TEAM LINE UP

Back

Export to the selected format: **Export**

Region 96
Team Name: 13FLB1003-RedD
Team Colors: Red, David
Team Coach: Reid, David
Ass. Coach: AIA, DERRIN

JERSEY#	PLAYER NAME*	GOALS	Opp. Played			
			1	2	3	4
	Allen, Mitch					
	Chenab, Adam					
	Coll, Jackson					
	Reid, Aya					
	Freeman, Kaden					
	Mason, Boone					
	Mitchell, Bradley					
	Ramirez, Eduardo					
	Reid, Mason					
	Rupp, Caden					

* Indicates: GK - goalkeeper; C-Captain; A-Alt. Captain.
All players on roster must be listed; indicate reason for absence.

Date: _____ Time: _____ Field: _____
Halftime Score: _____ In Favor Of: _____
Final Score: _____ Winning Team: _____
Referee must sign reverse side. Losing Team: _____

Region 96
Team Name: 13FLB1003-RedD
Team Colors: Red, David
Team Coach: Reid, David
Ass. Coach: AIA, DERRIN

JERSEY#	PLAYER NAME*	GOALS	Opp. Played			
			1	2	3	4
	Allen, Mitch					
	Chenab, Adam					
	Coll, Jackson					
	Reid, Aya					
	Freeman, Kaden					
	Mason, Boone					
	Mitchell, Bradley					
	Ramirez, Eduardo					
	Reid, Mason					
	Rupp, Caden					

* Indicates: GK - goalkeeper; C-Captain; A-Alt. Captain.
All players on roster must be listed; indicate reason for absence.

Date: _____ Time: _____ Field: _____
Halftime Score: _____ In Favor Of: _____
Final Score: _____ Winning Team: _____
Referee must sign reverse side. Losing Team: _____

Region 96
Team Name: 13FLB1003-RedD
Team Colors: Red, David
Team Coach: Reid, David
Ass. Coach: AIA, DERRIN

JERSEY#	PLAYER NAME*	GOALS	Opp. Played			
			1	2	3	4
	Allen, Mitch					
	Chenab, Adam					
	Coll, Jackson					
	Reid, Aya					
	Freeman, Kaden					
	Mason, Boone					
	Mitchell, Bradley					
	Ramirez, Eduardo					
	Reid, Mason					
	Rupp, Caden					

* Indicates: GK - goalkeeper; C-Captain; A-Alt. Captain.
All players on roster must be listed; indicate reason for absence.

Date: _____ Time: _____ Field: _____
Halftime Score: _____ In Favor Of: _____
Final Score: _____ Winning Team: _____
Referee must sign reverse side. Losing Team: _____

Region 96
Team Name: 13FLB1003-RedD
Team Colors: Red, David
Team Coach: Reid, David
Ass. Coach: AIA, DERRIN

JERSEY#	PLAYER NAME*	GOALS	Opp. Played			
			1	2	3	4
	Allen, Mitch					
	Chenab, Adam					
	Coll, Jackson					
	Reid, Aya					
	Freeman, Kaden					
	Mason, Boone					
	Mitchell, Bradley					
	Ramirez, Eduardo					
	Reid, Mason					
	Rupp, Caden					

* Indicates: GK - goalkeeper; C-Captain; A-Alt. Captain.
All players on roster must be listed; indicate reason for absence.

Date: _____ Time: _____ Field: _____
Halftime Score: _____ In Favor Of: _____
Final Score: _____ Winning Team: _____
Referee must sign reverse side. Losing Team: _____

If you completed all steps, you should have a printed lineup card with players in Jersey order number.





Referees

- Referees give their time and make it possible for us to play games versus scrimmages
- Our referees are 100% volunteer
- The call of the referee is final and not open to debate
- It is the expectation of Tustin AYSO, that coaches will demonstrate respect for the referees and guide their players and sidelines to do the same
- Failure to respect the referee is a send off offense (including coaches, and parents). Anybody sent off will not be able to play or attend the next match.
- There is a **ZERO TOLERANCE POLICY** for YOUTH Referees.
- Players Play, Coaches Coach, Parents Cheer
- This is not the World Cup





Game Time

- Start your game **AT THE SCHEDULED TIME!**
- This means telling families to arrive early.
- End your game (especially 5U – 8U) on time and **EXIT THE FIELD!**
Post game activities should be conducted off field.
- Referees are expected to start game on time and make sure games conclude on time.
- Manage the clock during water breaks.
- First teams' inability to start on time impacts every other team during the day.



No Pets On Fields

- AYSO has a no dogs policy. You can find it posted all over
- TUSD has a no dogs policy. It is posted at the front of every school.
- We hold permits for City of Tustin Parks (Veterans & Tustin Sports Park) and therefore set the rules of field use during AYSO events. Our policy is no dogs.
- It is the responsibility of the Coach, Assistant and Team Parent to proactively communicate to all families that dogs are not permitted at AYSO events.
- If I see a dog on field at a practice or game I will ask its owner to remove it and tell them the coach should have notified team.





Field Set Up/Breakdown

- If your team(s) play the first game, your families are responsible for field set-up.
- If your team(s) play the last game, your families are responsible for breakdown.
- If the field lines need to be refreshed this is part of the setup.
- Arrive in the morning in time to setup the fields and warm your team up.
- Remind teams (via Team Parent) of the responsibilities.
- Please leave the fields in better shape than you found them (pick up trash even if it isn't "yours" and don't dump in the cans on fields)
- It is not the coach's job to set up. Coach & Team Parent should recruit other families to assist.





Uniforms

- Contact your Division Coordinator if you have any issues regarding uniforms
- Uniforms may not be modified with names and/or embellishments
- Record numbers for lineup cards
 - 10 U and above



PDI & LOTG

- PDI = Player Development Initiative
- LOTG = Laws of the Game
- AYSO is Continuing to adjust rules of play in alignment with US Soccer, FIFA and IFAB
- The impact has been adjustments to how we play across the 8U, 10U and 12U divisions



PDI Team Training

- Monday – Thursday team training offered throughout the season for team and player development
- ESPC Pro Trainers for team training
- Coach Training Wednesday Nights 6:30-8 with Coach Cam
- 3 session for each team
- Coaches to assist trainers
- Sign up for your 3 sessions now
- If you notice open slots the day before a training day
 - Sign up for up to 2 extra training sessions.
- <https://www.wejoinin.com/sheets/jfoeo>



PDI Team Training

Tustin AYSO 2021 Fall Team Training

Team Training for the Fall season with pro trainers- Each team gets 3 training sessions for the season. Max 2 teams per slot will be able to sign up. Bring your team out on a practice day or if you have one practice a week, a non-practice day. The trainers will do fun drills and games to help improve the player's skills and touches. Coaches should be there to assist trainers when they need help. Please take advantage of this great offer provided by Tustin AYSO for free!

Coach Training will be available Wednesday nights with Coach Cam to help you get ideas for your practices, ask questions, and get guidance.

Location: Veterans Sports Park U10 fields 4A and 4B (back right corner)

If there are open slots the day before or that same day, you can take advantage of the open slot. Max training per team is 5 sessions (3 included, 2 unreserved same day)

When signing up, please label: Division - Last Name - something to work on. IE (BU6, Harvey - passing)

Sign up

CLICK THE 'JOIN' LINK IN A SLOT BELOW TO SIGN UP THERE.

	Team Training 5:00 - 6:00PM U6-U10	--Team Training 6:00 - 7:00PM U6-U12	Team Training 7:00 - 8:00PM U10-U12	Coach Training 6:30-8:00 PM with Coach Cam
MON August 30 Training	Be the first. JOIN →	Be the first. JOIN →	Be the first. JOIN →	
TUES August 31 Training	Be the first. JOIN →	Be the first. JOIN →	Be the first. JOIN →	
WEDS	Be the first.	Be the first.	Be the first.	Be the first.





Beyond the Sport

- While performing your volunteer duties, remember the reasons kids play sports:
- To Have Fun!
- To improve skills and learn new skills
- To be with friends and make new friends
- For the excitement of competition
- To enjoy the success and recognition associated with the sport





American Youth Soccer Organization

Questions

